

MUNICIPALITY	# OF PERMITS	UNITS	YEAR ROUND UNITS	# OF NEW PERMITS SINCE 5-2023	HOTEL 50	HOTEL UNITS	RESORT 51	RESORT UNITS	INN 52	INN UNITS	CONDO 53	CONDO UNITS	B&B 54	B&B UNITS	HOMES 56	HOMES UNITS	OTHER 59	OTHER UNITS
BAILEYS HARBOR	137	389	78	10	5	63	2	99	5	38	5	4	1	15	118	146	1	24
BRUSSELS	0	0	0	0	0	0	0	0	0	0	0	0	0	0	0	0	0	0
CLAY BANKS	13	13	10	1	0	0	0	0	0	0	0	0	0	0	13	13	0	0
EGG HARBOR TOWN	120	411	78	-1	1	4	3	251	0	0	32	37	3	10	80	89	1	20
EGG HARBOR VILLAGE	79	341	50	-2	3	85	3	151	1	10	32	36	0	0	40	59	0	0
EPHRAIM	87	537	35	-2	5	143	7	214	2	14	7	49	1	18	65	99	0	0
GIBRALTAR	194	627	118	10	11	297	3	83	3	14	52	66	2	13	122	151	1	3
FORESTVILLE TOWN	3	3	2	2	0	0	0	0	0	0	0	0	0	0	3	3	0	0
FORESTVILLE VILLAGE	0	0	0	0	0	0	0	0	0	0	0	0	0	0	0	0	0	0
JACKSONPORT	73	173	39	4	2	37	1	48	1	1	7	6	0	0	61	73	1	8
NASEWAUPEE	64	182	44	0	0	0	3	79	0	0	0	0	0	0	61	103	0	0
LIBERTY GROVE	206	403	104	12	7	107	3	43	1	10	11	22	0	0	184	221	0	0
SEVASTOPOL	95	258	56	4	2	24	4	132	0	0	3	0	2	6	84	96	0	0
SISTER BAY	129	576	99	4	4	138	5	240	3	65	37	44	0	0	80	89	0	0
STURGEON BAY CITY	140	826	117	6	10	319	2	208	3	42	4	70	12	49	107	134	2	4
STURGEON BAY TOWN	42	49	27	2	0	0	0	0	0	0	1	1	0	0	41	48	0	0
GARDNER	39	88	25	0	1	18	1	24	0	0	1	1	1	1	35	44	0	0
UNION	13	13	4	0	0	0	0	0	0	0	0	0	0	0	13	13	0	0
WASHINGTON ISLAND	76	208	19	-3	6	56	3	39	2	13	0	0	0	0	62	83	3	17
TOTALS	1510	5097	905	47	57	1291	40	1611	21	207	192	336	22	112	1169	1464	9	76

	Permits	%		Units	%
Hotels	57	3.77%		1291	25.33%
Resort	40	2.65%		1611	31.61%
Inn	21	1.39%		207	4.06%
Condo	192	12.72%		336	6.59%
B&B	22	1.46%		112	2.20%
Home	1169	77.42%		1464	28.72%
Other	9	0.60%		76	1.49%
	1510	100.00%		5097	100.00%

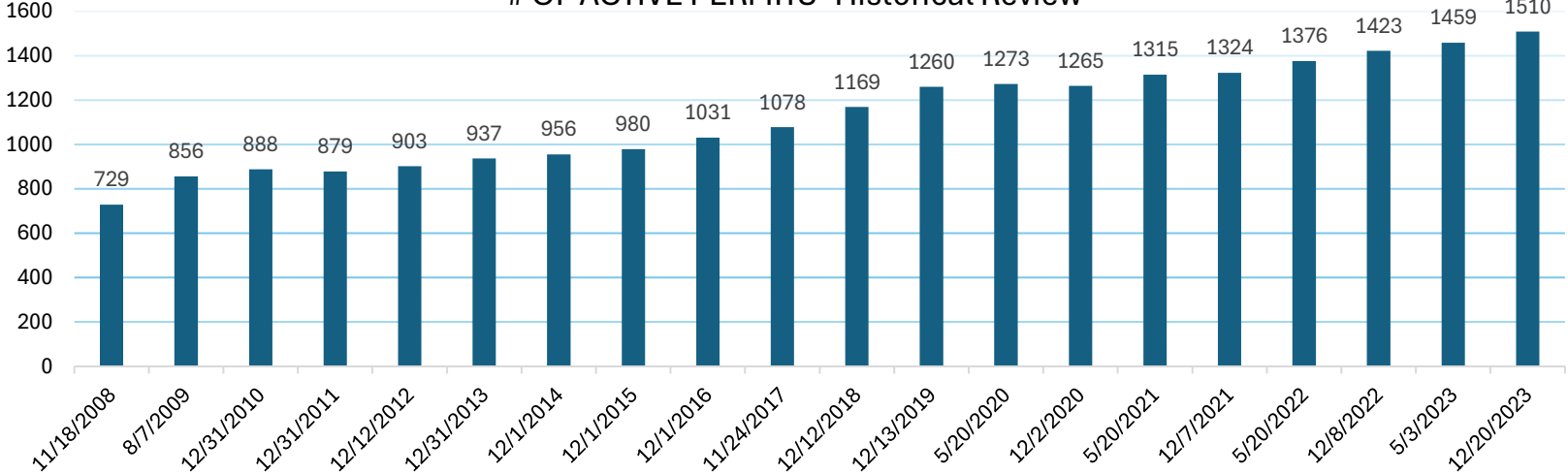
Permits that utilize Online Marketplace Platforms, owner/agent websites, facebook etc.	87.09%
--	--------

Agent managed properties: 389 properties			26.59%
--	--	--	--------

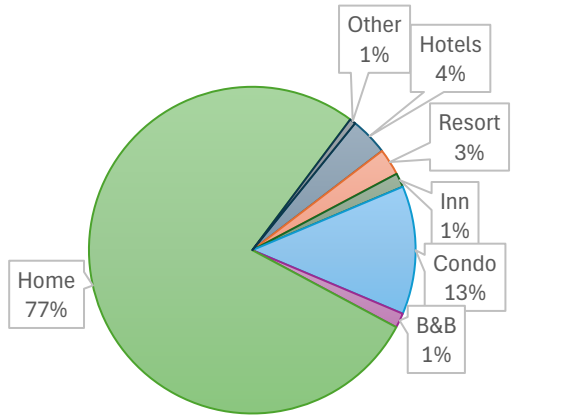
HISTORICAL REVIEW OF BY UNIT REPORT

Date of by Unit Report	# OF PERMITS	Difference in units from previous report date	UNITS	HOTEL	HOTEL UNITS	RESORT	RESORT UNITS	INN	INN UNITS	CONDO	CONDO UNITS	B&B	B&B UNITS	HOMES	HOMES UNITS	OTHER	OTHER UNITS
11/18/2008	729	x	3945	49	945	43	1738	12	166	130	193	24	128	459	708	12	67
8/7/2009	856	127	4684	58	1255	44	1899	19	219	141	251	35	286	549	808	10	66
12/31/2010	888	32	4702	59	1285	48	1903	19	217	142	254	35	258	578	820	9	65
12/31/2011	879	-9	4665	56	1190	50	1974	19	217	131	254	32	156	576	808	9	56
12/12/2012	903	24	4676	56	1190	51	1944	20	241	135	234	32	155	601	861	8	51
12/31/2013	937	34	4708	59	1265	48	1922	20	194	136	233	29	143	632	894	13	57
12/1/2014	956	19	4673	56	1212	46	1939	18	175	148	247	27	152	650	898	11	50
12/1/2015	980	24	4712	55	1222	47	1954	18	167	143	242	29	161	676	914	12	52
12/1/2016	1031	51	4773	55	1204	49	1967	18	194	157	264	24	126	716	964	12	54
11/24/2017	1078	47	4860	54	1226	48	1967	21	216	157	270	21	108	765	1020	12	53
12/12/2018	1169	91	4895	52	1217	48	1925	19	204	160	271	23	116	856	1104	11	58
12/13/2019	1260	91	5063	55	1270	49	1940	21	211	173	269	21	119	926	1170	15	84
5/20/2020	1273	13	5079	55	1269	48	1928	21	211	169	260	22	123	943	1204	15	84
12/2/2020	1265	-8	5033	55	1267	47	1894	22	215	169	260	21	121	940	1199	11	77
5/20/2021	1315	50	5053	56	1278	45	1856	28	213	167	261	21	120	988	1249	10	76
12/7/2021	1324	-29	5024	56	1283	44	1802	22	208	172	264	21	117	1000	1278	9	72
5/20/2022	1376	48	5072	57	1310	42	1759	22	208	175	268	22	121	1052	1354	6	52
12/8/2022	1423	41	5113	59	1316	42	1708	22	204	187	287	22	115	1080	1371	11	71
5/3/2023	1459	37	5150	59	1316	43	1759	21	201	187	287	21	114	1118	1403	10	70

OF ACTIVE PERMITS- Historical Review

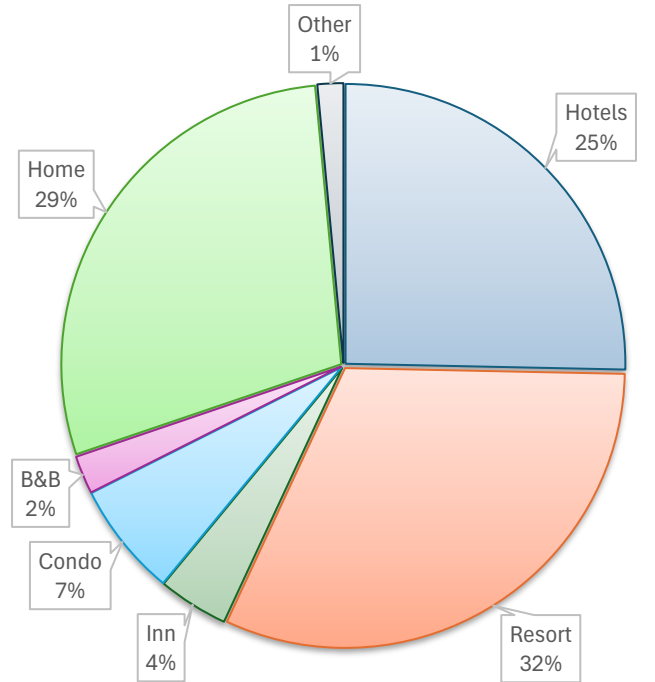


Permits



Hotels Resort Inn Condo B&B Home Other

Units



Hotels Resort Inn Condo B&B Home Other